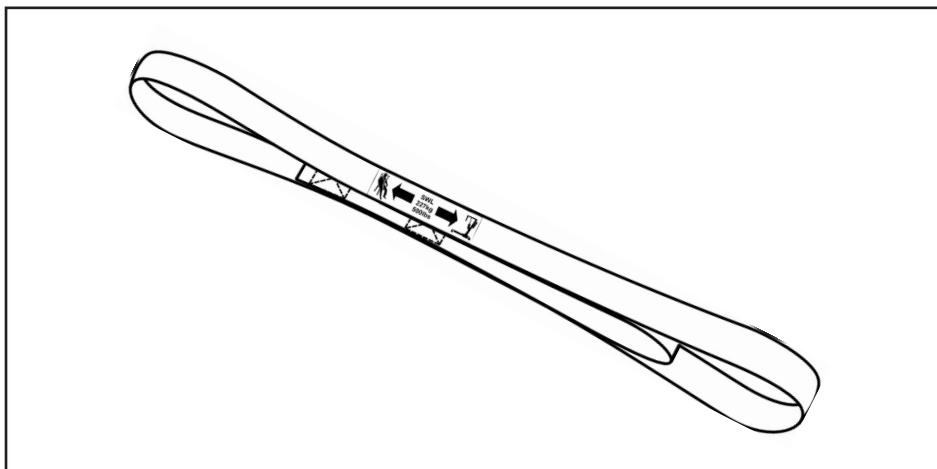


# Oxford®

## SLING EXTENSION STRAPS

### USER GUIDE FOR THE SLING EXTENSION STRAPS

The Sling Extension Strap is easy to fit and allows you to add adjustment to the length of the sling straps that connect to a patient lift. This allows you to customise the patient sling attachment to ensure a more comfortable lift. Advice is available from our authorised dealers.



#### **OXFORD RECOMMENDS THE USE OF GENUINE OXFORD PARTS.**

*Oxford sling and lift products are designed to be compatible with one another. For country specific guidance on sling use and compatibility, please refer to the sling label or contact your local market distributor or Joerns Healthcare.*

*For the safety of the patient and carer, before using a sling a full risk assessment must be conducted to ensure that the correct sling choice, method of positioning in the sling and procedure for transfer has been determined for the patient.*

*Check sling and stitching before each use. Using bleached, torn, cut, frayed or broken slings is unsafe and could result in serious injury or death to the patient.*

*Destroy and discard worn slings. Do not alter slings.*

*Never leave a patient unattended.*



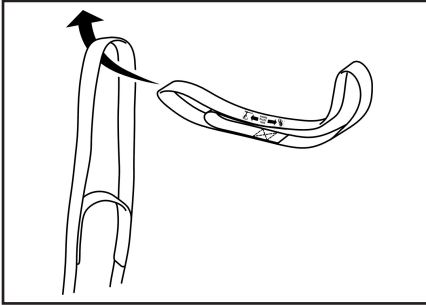
**ADDITIONAL SLINGS ARE AVAILABLE TO SUIT INDIVIDUAL NEEDS.  
YOU ARE ADVISED THAT YOU SHOULD ALWAYS SEEK THE ADVICE OF AN  
AUTHORISED DEALER BEFORE PURCHASING.**

**WE WILL BE PLEASED TO ADVISE YOU OF YOUR NEAREST AUTHORISED DEALER.**

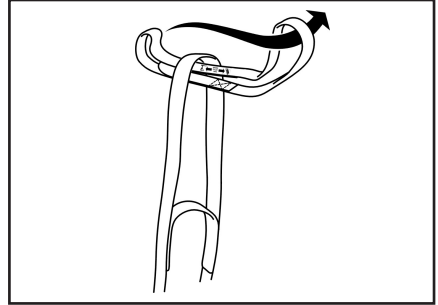


**Joerns  
Healthcare**

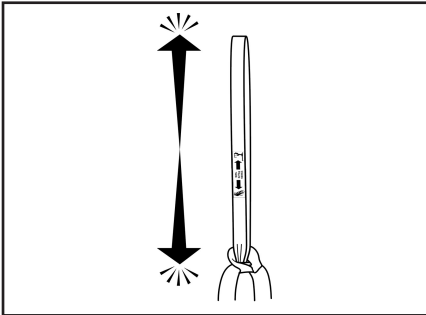
## HOW TO FIT THE SLING EXTENSION STRAPS



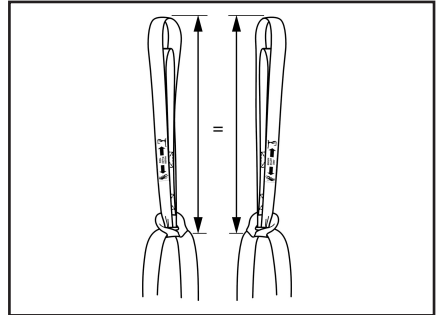
Take the sling extension strap and thread part way through the top loop of the sling strap ensuring correct attachment to both hoist and sling (see label).



Take one end of the sling extension strap and thread through the opposite end.



Pull tight to secure ensuring correct attachment (see label).



Repeat the same process on the remaining straps.

SAFE WORKING LOAD

500lbs / 227kg

PLEASE NOTE: For washing instructions please consult your Sling User Guide.

		Extension Straps
ORDER CODE	ONE SIZE	SL2650

### **WARNING:**

- *You must ensure that when the extension straps are connected they are both equal in length and pulled tight prior to lifting a patient. If not you may cause injury or discomfort to the patient.*
- *Always refer to label for correct attachment method.*



Joerns Healthcare Limited  
 Drakes Broughton Business Park, Worcester Road  
 Drakes Broughton, Pershore, Worcestershire  
 WR10 2AG United Kingdom  
 Tel: 0844 811 1156 • Fax: 0844 811 1157  
 info@joerns.co.uk • www.joerns.co.uk

